



Art.-Nr: WHXD413SC


Exit sign Supply

Recessed mounting, SelfControl (SC), 3 h, 30 m, IP65, Plastic, white

Modern emergency exit sign cube luminaire for identifying escape and emergency routes with easy-to-mount bayonet catch. It can be mounted straight onto the ceiling or suspended using the appropriate accessories.

The cube shape means that this plastic luminaire is easily recognisable from four sides. Ideal for use where routes intersect, e.g. in large stores with aisles.

Automatic monitoring of safety luminaire with SelfControl. Planning certainty is provided by printed pictograms, determined on the basis of logic. The pictograms used correspond to DIN ISO 7010 (arrow to the right, left and down).



More information

www.rp-group.com/en/item/WHXD413SC



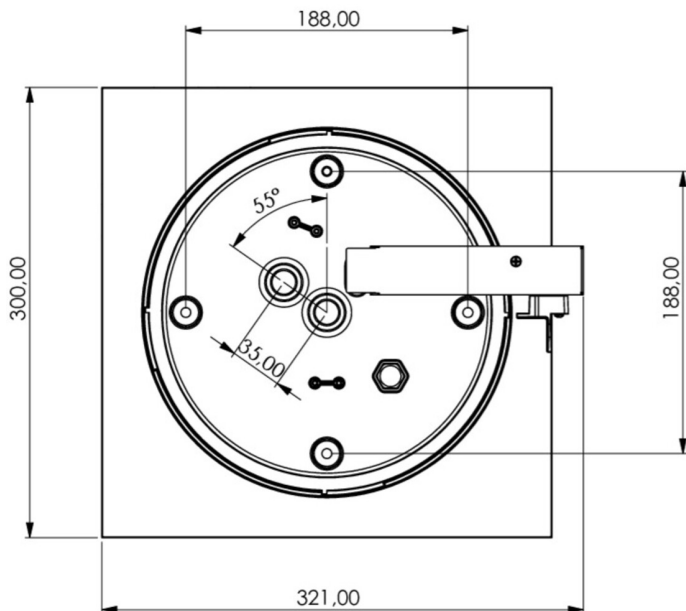
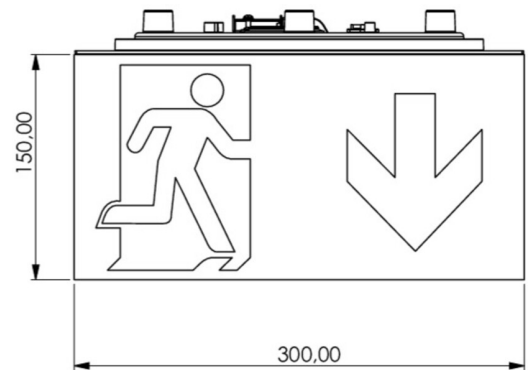

TECHNICAL DATA

Luminaire type	Exit sign
Mounting	Recessed mounting
Recognition distance	30 m
Pictograph	Set
Illuminant	LED
Housing material	Plastic
Housing color	white
Protection type (IP)	IP65
Impact resistance (IK)	4
Certification	CE, WEEE, D-Sign
Insulation class	2
Monitoring	SelfControl (SC)
Bridging time	3 h
Battery	LiFePO4 6,4 V/3,3 Ah
Power max.	8,2 W
Power DS	7 W
Power BS	2 W
Ambient temperature DS	0 °C - 40 °C



Ambient temperature BS	0 °C - 40 °C
Depth	300 mm
Width	300 mm
Height	179.5 mm
Weight	1.78
Weight incl. packaging	2.01
Customs tariff number	94056120
EAN	4260766553646

TECHNICAL DRAWING





ACCESSORY LIST

LFP3233-SET-2AKKU - CS_VALUE_BatteryTechnology. Battery

As of: 29.10.2024 - Subject to technical changes and errors.