



Art.-Nr: PFW413WL
Exit sign Single Battery
Wall, Wireless Professional (WL), 3 h, 24 m, IP65, Plastic,
white

Robust plastic emergency exit sign or safety luminaire.

Use as an emergency exit sign luminaire for wall mounting.

Or without the use of pictograms as a safety luminaire with the prismatic cover included, preferably for ceiling mounting.

Wireless central control and monitoring for large installations of up to 50,000 luminaires with Wireless Professional. The innovative integrated lens holder with a rapid fitting fixture permits the flexible use of various lens types. Using the right lens allows the distribution of light to be matched perfectly to the application and simplifies illumination which satisfies all relevant standards. A round lens and hall lens are supplied with every luminaire, allowing it to be adapted perfectly to the respective mounting situation. Other lenses, such as a spotlight lens, beam lens or H lens, are available as options. The luminaire is fitted with the innovative flexible plug-in system for rapid use of the right lens. The hall lens is supplied with every luminaire. A round lens, spotlight lens and beam lens are available as options.



More information

www.rp-group.com/en/item/PFW413WL



TECHNICAL DATA

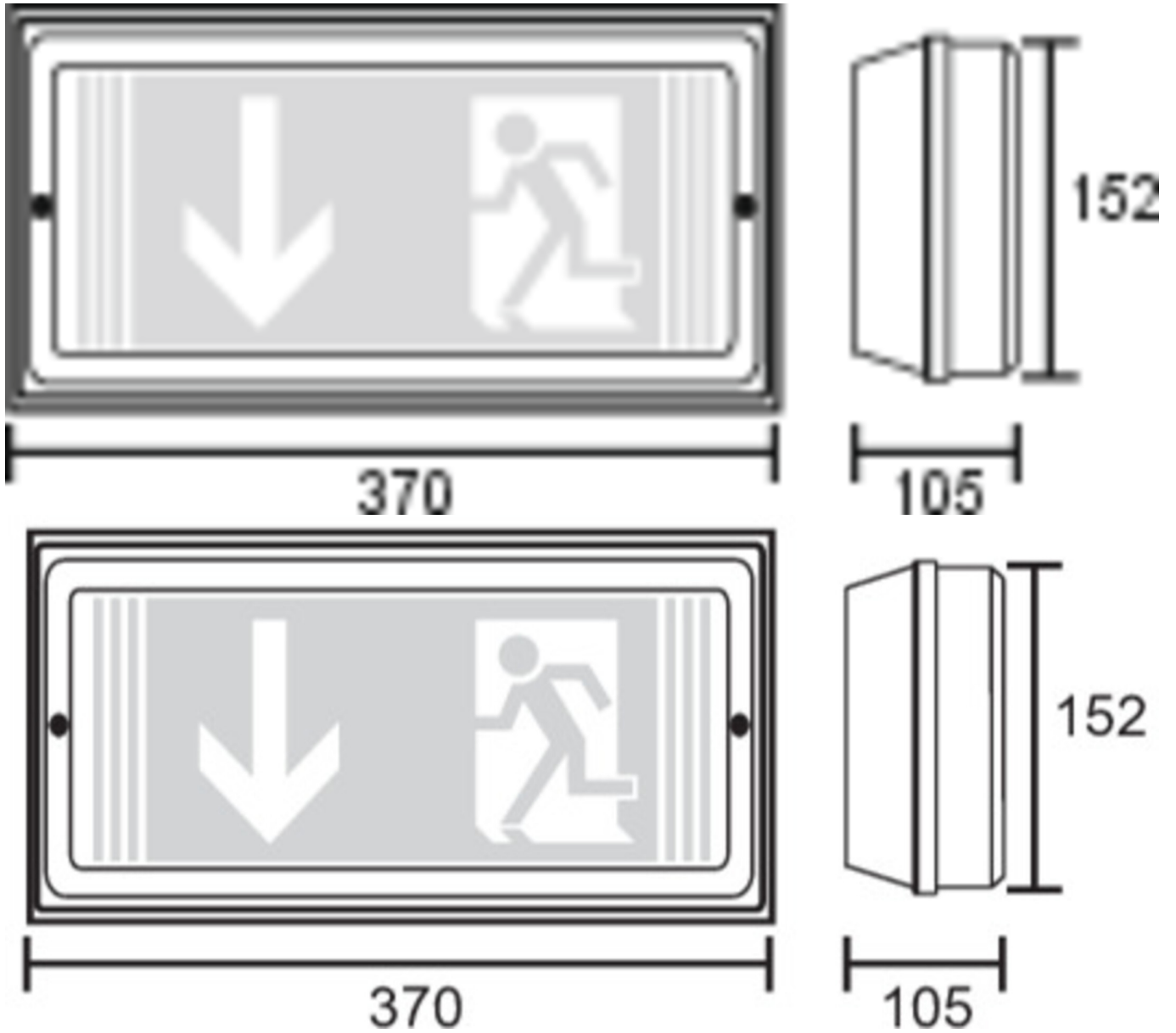
Luminaire type	Exit sign
Mounting	Wall
Recognition distance	24 m
Pictograph	Set
Illuminant	LED
Housing material	Plastic
Housing color	white
Protection type (IP)	IP65
Impact resistance (IK)	5
Certification	WEEE, CE, D-Sign
Insulation class	1
Supply	Single Battery
Monitoring	Wireless Professional (WL)



Bridging time	3 h
Battery	6,4 V 1,2 Ah/
Operating mode	Standby circuit / permanent circuit
Input voltageAC	230 V
Input frequency	50 Hz
Power max.	5,3 W
Power DS	4,3 W
Power BS	0,7 W
Ambient temperature DS	-5 °C - 40 °C
Ambient temperature BS	-5 °C - 40 °C
Depth	370 mm
Width	105 mm
Height	152 mm
Weight	1.09
Weight incl. packaging	1.22
Connection cross-section	2.5 mm ²
Switching input	Yes
Emergency light blocking	Yes
Battery connection	Connector
Dimming function	Yes
Luminous flux mains	305 lm
Luminous flux emergency	180 lm
Customs tariff number	94056120
EAN	4260766552083



TECHNICAL DRAWING



ACCESSORY LIST




BALL2 - Wire mesh guard



RELATED PRODUCTS

Art.-No.	Image	Monitoring	Supply	Color	Investment	Automatic log	Maintenance level	Remote maintenance	max. luminaires	Single luminaire monitoring
PFW013		Without monitoring		RAL 9003						
PFW013-COOL		Without monitoring		RAL 9003						
PFW013-COOLIP54		Without monitoring		RAL 9003						
PFW013-EHE		Without monitoring		RAL 9003						
PFW013BC		Bus control		RAL 9003						
PFW013SC		SelfControl (SC)	Single battery	RAL 9003	€	no	high	no	unlimited	itself
PFW013SC-COOL		SelfControl (SC)	Single battery	RAL 9003	€	no	high	no	unlimited	itself
PFW013SC-COOLIP54		SelfControl (SC)	Single battery	RAL 9003	€	no	high	no	unlimited	itself
PFW013SC-EHE		SelfControl (SC)	Single battery	RAL 9003	€	no	high	no	unlimited	itself
PFW013SC-P		SelfControl (SC)	Single battery	RAL 9003	€	no	high	no	unlimited	itself
PFW013WL		Wireless Professional (WL)	Single battery	RAL 9003	€€	yes	low	yes	1,000 per system	central



Art.-No.	Image	Monitoring	Supply	Color	Investment	Automatic log	Maintenance level	Remote maintenance	max. luminaires	Single luminaire monitoring
PFW013WL-COOLIP54		Wireless Professional (WL)	Single battery	RAL 9003	€€	yes	low	yes	1,000 per system	central
PFW013WL-EHE		Wireless Professional (WL)	Single battery	RAL 9003	€€	yes	low	yes	1,000 per system	central
PFW013WL-P		Wireless Professional (WL)	Single battery	RAL 9003	€€	yes	low	yes	1,000 per system	central
PFW013WL-P-COOLIP54		Wireless Professional (WL)	Single battery	RAL 9003	€€	yes	low	yes	1,000 per system	central
PFW013WL-P-EHE		Wireless Professional (WL)	Single battery	RAL 9003	€€	yes	low	yes	1,000 per system	central

As of: 23.08.2024 - Subject to technical changes and errors.