



Art.-Nr: KMMU411WB-3P
Exit sign Single Battery
Universal, Wireless Basic, 1 h, 24 m, IP43, Plastic, white

Slim convex escape sign light with clear closed hood. The universal mounting includes wall and ceiling surface mounting, as well as the possibility of recessed ceiling installation in conjunction with the mounting frame. Planning safety for marking the escape and rescue routes for one- or two-sided lettering is ensured by the tool-free, variable use of the pictograms on site. The pictograms are internal and are inserted solvent-free. The pictogram set (right, left, top and bottom arrow) is included as standard.

Exit sign according to EN 60598-1, EN 605982-22 and EN 1838.



More information



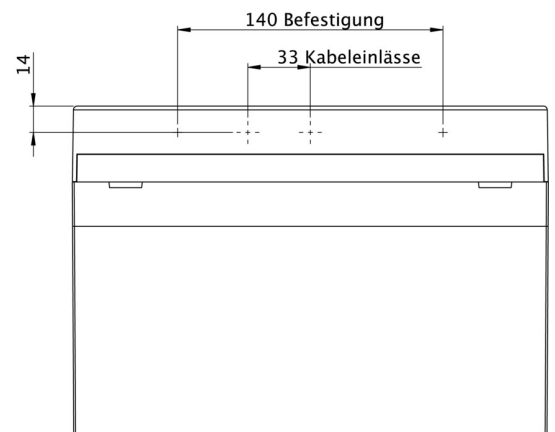


TECHNICAL DATA

Luminaire type	Exit sign
Mounting	Universal
Recognition distance	24 m
Pictograph	Set
Illuminant	LED
Housing material	Plastic
Housing color	white
Protection type (IP)	IP43
Impact resistance (IK)	3
Certification	WEEE, CE
Insulation class	2
Supply	Single Battery
Monitoring	Wireless Basic
Bridging time	1 h
Operating mode	Standby circuit / permanent circuit
Input voltage AC	230 V
Input frequency	50 / 60 Hz
Input voltage DC	- V
Power max.	5,3 W
Power DS	3,9 W



Power BS	1,5 W
Ambient temperature DS	-5 °C - 40 °C
Ambient temperature BS	-5 °C - 40 °C
Depth	35 mm
Width	251 mm
Height	173 mm
Weight	0.62
Weight incl. packaging	0.72
Connection cross-section	2.5 mm ²
Switching input	Yes
Emergency light blocking	No
Battery connection	Connector
Dimming function	No
Luminous flux mains	190 lm
Luminous flux emergency	190 lm
Customs tariff number	94056120
EAN	4262483020319

TECHNICAL DRAWING





ACCESSORY LIST

DSA -
KME-EB -
KMBE -
AWKSU -
2PW-EB -
BALLPLX-KMU -

As of: 17.07.2024 - Subject to technical changes and errors.