




Art.-Nr: KBU413SC-COOLIP54
Exit sign, Safety luminaire Single Battery
Universal, SelfControl (SC), 3 h, 14 m, 22 m, 30 m, IP65,
Plastic, white

Flexible plastic safety luminaire for universal mounting, which can be extended to become an emergency exit sign luminaire. The cuboid plastic housing is discreetly reduced to the essentials.

Because of the modular system, the luminaire can be converted into an emergency exit sign luminaire without any tools and without having to be disassembled. The panes for fitting the pictograms are available separately.

Automatic monitoring of safety luminaire with SelfControl. The luminaire is fitted with the innovative flexible plug-in system for rapid use of the right lens. The hall lens is supplied with every luminaire. A round lens, spotlight lens and beam lens are available as options. Universal mounting includes fitting on the wall and ceiling as well as the option of fitting in the ceiling in conjunction with the mounting frame available.



More information

www.rp-group.com/en/item/KBU413SC-COOLIP54



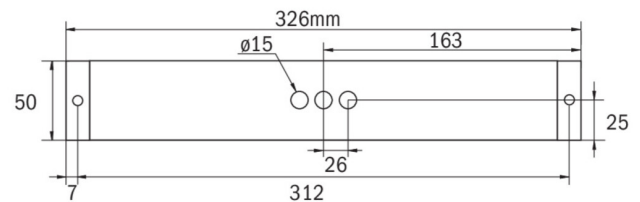
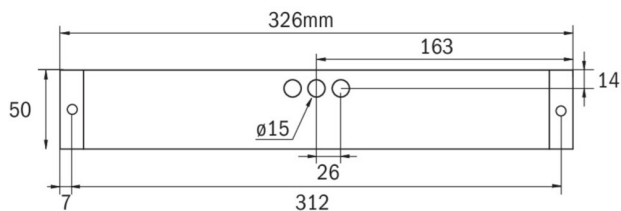
TECHNICAL DATA

Luminaire type	Exit sign, Safety luminaire
Mounting	Universal
Recognition distance	14 m, 22 m, 30 m
Pictograph	acc. to Specification
Illuminant	LED
Housing material	Plastic
Housing color	white
Protection type (IP)	IP65
Impact resistance (IK)	5
Certification	WEEE, CE
Insulation class	2
Supply	Single Battery
Monitoring	SelfControl (SC)
Bridging time	3 h
Battery	LiFePO4 6,4 V/



Operating mode	Standby circuit / permanent circuit
Input voltageAC	180 V - 250 V
Input frequency	50 Hz
Power max.	4,2 W
Power maintained	3,3 W
Power non-maintained	0,4 W
Ambient temperature maintained mode	-5 °C to 35 °C
Ambient temperature non-maintained mode	-5 °C to 40 °C
Depth	326 mm
Width	50 mm
Height	50 mm
Weight	0.47
Weight incl. packaging	0.52
Connection cross-section	2,5 mm ²
Switching input	Yes
Emergency light blocking	No
Battery connection	Connector
Dimming function	No
Luminous flux mains	190 lm
Luminous flux emergency	190 lm
EAN	4262483026199

TECHNICAL DRAWING





ACCESSORY LIST

KBK -

KBM -

KBG -

AWX001 -

KBE - Mounting frame

BALLPLX-KBE - Wire mesh surround

BALLPLX-KBS - Wire mesh surround

BALLPLX-KBU - Wire mesh surround

2PW-EB - Pendant

2DW-EB -

KBBE - Flush-mounted box

DSA - Wire suspension

As of: 12.02.2025 - Subject to technical changes and errors.