



Art.-Nr: EARL529CC-AZ


**Safety luminaire Centralised power supply systems
Ceiling, CoreCompact 24 (CC), CPS, , IP40, Zinc die-cast,
white**

LED safety luminaire for surface mounting on the ceiling and illuminating escape and emergency routes in accordance with DIN EN 60598-1, DIN EN 60598-222 and DIN EN 1838.

The discreet zinc aluminium ceiling luminaire inconspicuously adapts to the ceiling. The use of diffuser lenses and powerful LED ERT technology achieves optimum light distribution and escape and emergency route illumination. The innovative integrated lens holder with a rapid fitting fixture permits the flexible use of various lens types depending on the specific application.

A round lens and hall lens are supplied with every luminaire.

Control and monitoring via central 24 V low-power system. The innovative integrated lens holder with a rapid fitting fixture permits the flexible use of various lens types. Using the right lens allows the distribution of light to be matched perfectly to the application and simplifies illumination which satisfies all relevant standards. A round lens and hall lens are supplied with every luminaire, allowing it to be adapted perfectly to the respective mounting situation. Other lenses, such as a spotlight lens, beam lens or H lens, are available as options.



More information

www.rp-group.com/en/item/EARL529CC-AZ



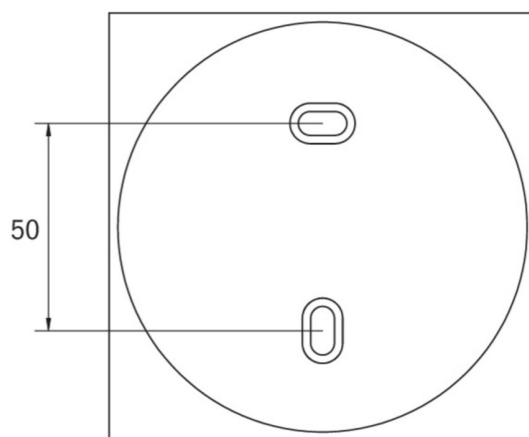
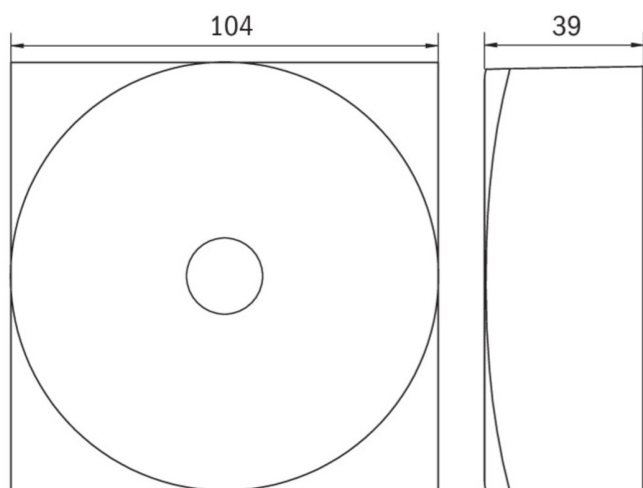
TECHNICAL DATA

Luminaire type	Safety luminaire
Mounting	Ceiling
Pictograph	No
Illuminant	LED
Housing material	Zinc die-cast
Housing color	white
Protection type (IP)	IP40
Impact resistance (IK)	≥ 3
Certification	WEEE, CE, TÜV Rheinland Type approved, ENEC
Insulation class	3
Supply	Centralised power supply systems
Monitoring	CoreCompact 24 (CC)
Bridging time	CPS



Battery	/
Operating mode	Standby circuit / permanent circuit
Input voltageAC	24 V
Power max.	2,8 W
Power DS	2,8 W
Power BS	0,4 W
Ambient temperature DS	-5 °C - 40 °C
Ambient temperature BS	-5 °C - 40 °C
Height	39 mm
Diameter	104 mm
Weight	0.29
Weight incl. packaging	0.33
Connection cross-section	2.5 mm ²
Switching input	No
Emergency light blocking	No
Battery connection	No
Dimming function	Yes
Luminous flux mains	240 lm
Luminous flux emergency	240 lm
Customs tariff number	94056180
EAN	4260682157058

TECHNICAL DRAWING





ACCESSORY LIST

ILD-APA-02 - IL surface-mounted adapter

RELATED PRODUCTS

Art-No.	Image	Monitoring	Supply	Color	Investment	Automatic log	Maintenance level	Remote maintenance	max. luminaires	Single luminaire monitoring
EARL029ML		Central power supply (ML)	Central power supply	RAL 9003	€€€	Yes	low	Yes	1,920 per system	central
EARL029ML-AZ		Central power supply (ML)	Central power supply	RAL 7016	€€€	Yes	low	Yes	1,920 per system	central
EARL529CC		CoreCompact 24 (CC)	Central power supply	RAL 9003	€€	Yes	low	Yes		central

As of: 02.10.2024 - Subject to technical changes and errors.