



**Art.-Nr: CC24-20**  
**CoreCompact 24 Central battery system Wall housing**  
**Central battery system, Wall housing, pcs. DCM, LDM,**  
**Leuchten**



The state-of-the-art 24-volt low-power system is specially designed for users who want an economical solution – without compromising on safety. CoreCompact 24 impresses with its simple installation and commissioning as well as a high level of ease of operation and maintenance. A large number of intelligent functions make the system particularly operationally reliable and future-proof. Smart 24-volt emergency lighting system with automatic monitoring of the system and luminaires without a separate data line.

Easy installation and commissioning thanks to the configuration wizard with intelligent self-configuration of the luminaires Convenient operation and monitoring via touch display and modern web interface from any end device Luminaires can be individually programmed and dimmed for flexible adaptation to modern energy concepts Scene control and functional tests manually or via schedules Floor plan Visualization of all modules & luminaires and also any system components Configurable automatic email notifications for e.g. errors, warnings and Test\_Protokolle Automatic logbook and battery discharge diagram for each test to save time in service and maintenance High level of future-proofing thanks to the update option of all system components via the integrated USB interface Safe emergency power supply thanks to durable and gas-free lithium iron phosphate battery. Compact, lightweight and easy to maintain

Recommended pre-fuse 13A

Input fuse T5A

Connection cross-section 1.5 - 4mm<sup>2</sup>

More information



## TECHNICAL DATA

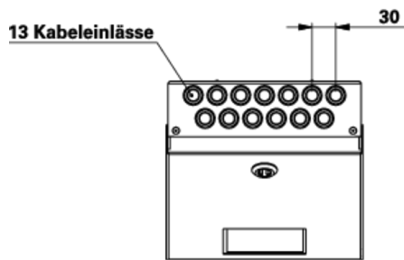
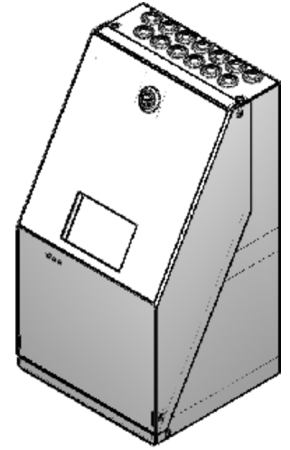
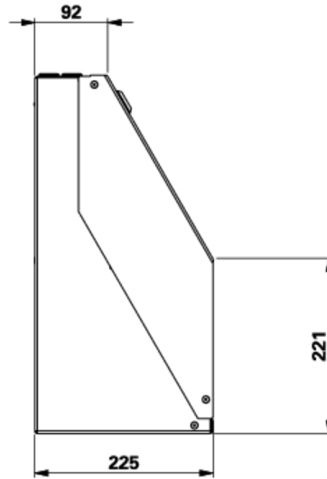
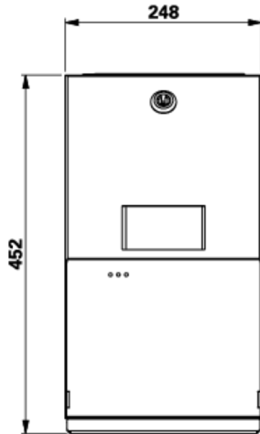
Number of circuits	4
Loader	Yes
Modules SAM	No
IO modules	Yes
CCIF	Yes
Connectable	Yes
Outgoing UPS	No
Battery compartment	Yes



Supply power 1 h	255 W
Supply power 3 h	85 W
Supply power 8 h	25 W
Input voltageAC	230 V
Input frequency	50 / 60 Hz
Output voltage AC	24 / 19,2 V
Material	Steel sheet
Housing color	RAL 7016 / RAL 9010
Insulation class	IP20
Insulation class	IP20
Depth	230 mm
Width	250 mm
Height	455 mm
Weight	9 kg
Weight	9
Customs tariff number	85371098



TRANS.MASSZEICHNUNG



As of: 26.07.2024 - Subject to technical changes and errors.