




**Art.-Nr: AXDC509CC-AZ**

## Suspended ceiling luminaire

Modern zinc die-cast emergency exit sign luminaire with wire suspension for surface mounting on the ceiling. Escape and emergency routes can be identified on either one or two sides.

It is part of the A series luminaire family, which provides solutions for any mounting and has won the German Design Award for its uniform, straight-line design.

Control and monitoring via central 24 V low-power system. The innovative integrated lens holder with a rapid fitting fixture permits the flexible use of various lens types. Using the right lens allows the distribution of light to be matched perfectly to the application and simplifies illumination which satisfies all relevant standards. A round lens and hall lens are supplied with every luminaire, allowing it to be adapted perfectly to the respective mounting situation. Other lenses, such as a spotlight lens, beam lens or H lens, are available as options.



More information

[www.rp-group.com/en/item/AXDC509CC-AZ](http://www.rp-group.com/en/item/AXDC509CC-AZ)



## TECHNICAL DATA

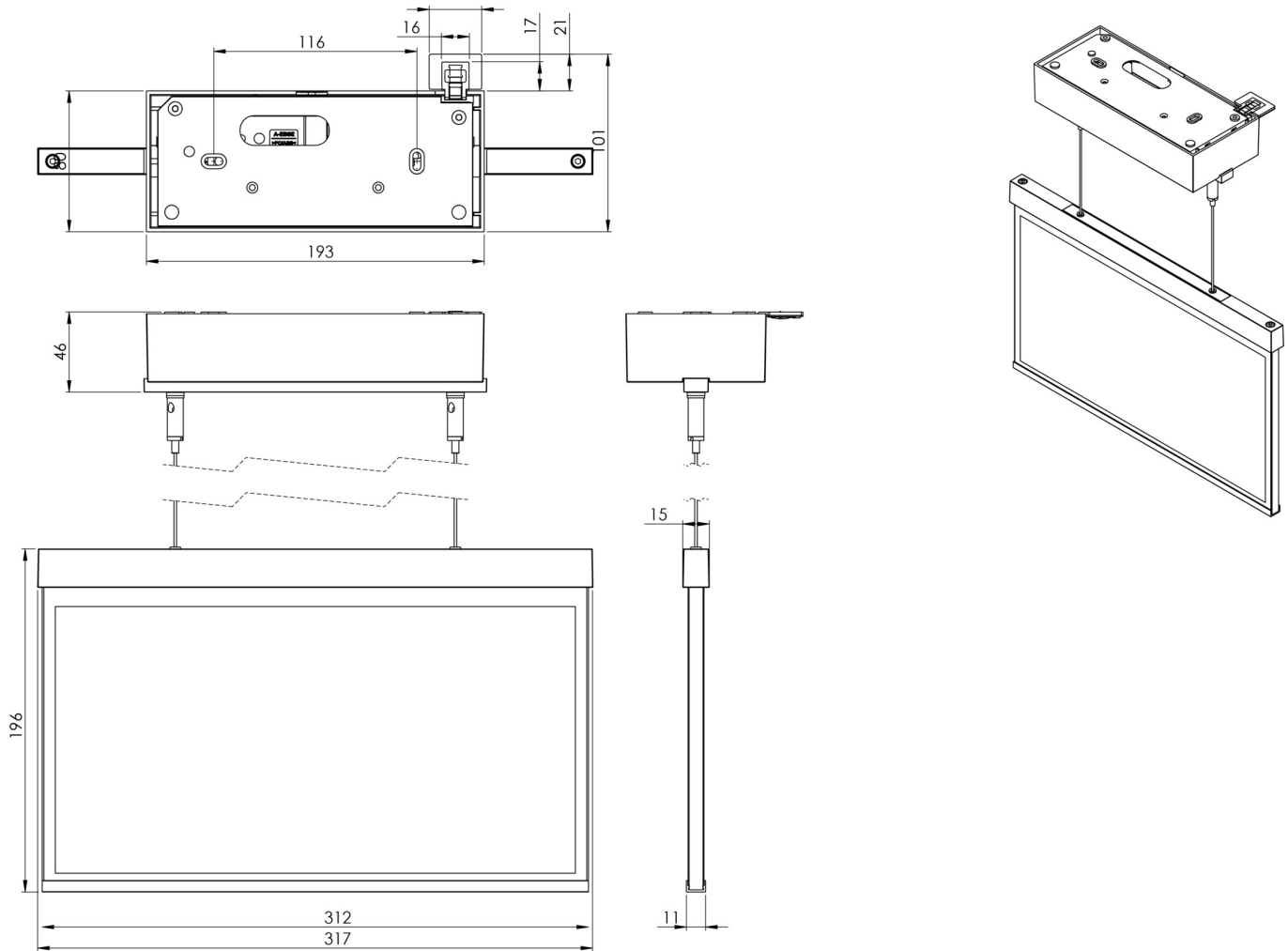
|                        |                                  |
|------------------------|----------------------------------|
| Luminaire type         | Exit sign                        |
| Mounting               | Ceiling                          |
| Recognition distance   | 30 m                             |
| Pictograph             | Set                              |
| Illuminant             | LED                              |
| Housing material       | Zinc die-cast                    |
| Housing color          | Anthracite                       |
| Protection type (IP)   | IP40                             |
| Impact resistance (IK) | ≥ 3                              |
| Certification          | WEEE, CE, ENEC                   |
| Insulation class       | 2                                |
| Supply                 | Centralised power supply systems |
| Monitoring             | CoreCompact 24 (CC)              |
| Bridging time          | CPS                              |
| Battery                | /                                |



|                          |                                     |
|--------------------------|-------------------------------------|
| Operating mode           | Standby circuit / permanent circuit |
| Input voltageAC          | 24 V                                |
| Power max.               | 3,4 W                               |
| Power DS                 | 3,4 W                               |
| Power BS                 | 0,4 W                               |
| Ambient temperature DS   | -5 °C - 40 °C                       |
| Ambient temperature BS   | -5 °C - 40 °C                       |
| Depth                    | 80 mm                               |
| Width                    | 312 mm                              |
| Height                   | 1753 mm                             |
| Weight                   | 2.02                                |
| Weight incl. packaging   | 2.51                                |
| Connection cross-section | 2.5 mm <sup>2</sup>                 |
| Switching input          | No                                  |
| Emergency light blocking | No                                  |
| Battery connection       | No                                  |
| Luminous flux mains      | 230 lm                              |
| Luminous flux emergency  | 230 lm                              |
| Customs tariff number    | 94056180                            |
| EAN                      | 4260682156730                       |



## TECHNICAL DRAWING








## ACCESSORY LIST

AM-X-APA - Surface-mounted adapter AM/AX



## RELATED PRODUCTS

| Art.-No.     | Image   | Monitoring                | Supply               | Color     | Investment | Automatic log | Maintenance level | Remote maintenance | max. luminaires  | Single luminaire monitoring |
|--------------|---|---------------------------|----------------------|-----------|------------|---------------|-------------------|--------------------|------------------|-----------------------------|
| AXDC009ML    |    | Central power supply (ML) | Central power supply | RAL 9003  | €€€        | Yes           | low               | Yes                | 1,920 per system | central                     |
| AXDC009ML-AZ |    | Central power supply (ML) | Central power supply | RAL 7016  | €€€        | Yes           | low               | Yes                | 1,920 per system | central                     |
| AXDC009ML-E  |    | Central power supply (ML) | Central power supply | Edelstahl | €€€        | Yes           | low               | Yes                | 1,920 per system | central                     |
| AXDC509CC    |   | CoreCompact 24 (CC)       | Central power supply | RAL 9003  | €€         | Yes           | low               | Yes                |                  | central                     |
| AXDC509CC-E  |  | CoreCompact 24 (CC)       | Central power supply | Edelstahl | €€         | Yes           | low               | Yes                |                  | central                     |

As of: 30.08.2024 - Subject to technical changes and errors.