



**Art.-Nr: AMWA509CC-AZ**  
**Exit sign Centralised power supply systems**  
**Wall, CoreCompact 24 (CC), CPS, 22 m, IP40, Zinc die-cast,**  
**Anthracite**

Modern zinc die-cast emergency exit sign luminaire for surface mounting on the wall. Thanks to the wall bracket, the escape and emergency routes are identified at right angles to the wall. This can be done on either one or two sides.

It is part of the A series luminaire family, which provides solutions for any mounting and has won the German Design Award for its uniform, straight-line design.

Control and monitoring via central 24 V low-power system. The innovative integrated lens holder with a rapid fitting fixture permits the flexible use of various lens types. Using the right lens allows the distribution of light to be matched perfectly to the application and simplifies illumination which satisfies all relevant standards. A round lens and hall lens are supplied with every luminaire, allowing it to be adapted perfectly to the respective mounting situation. Other lenses, such as a spotlight lens, beam lens or H lens, are available as options.



More information

[www.rp-group.com/en/item/AMWA509CC-AZ](http://www.rp-group.com/en/item/AMWA509CC-AZ)



## TECHNICAL DATA

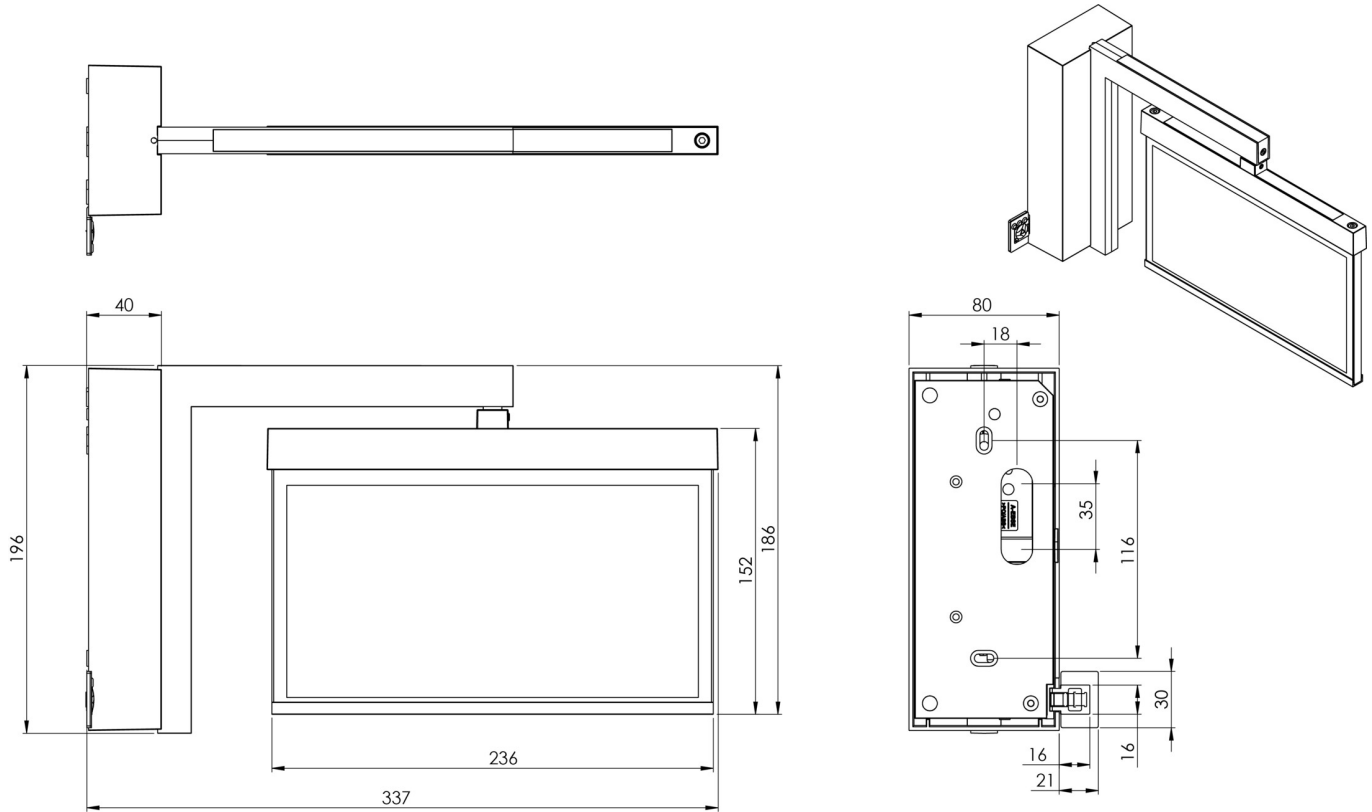
Luminaire type	Exit sign
Mounting	Wall
Recognition distance	22 m
Pictograph	Set
Illuminant	LED
Housing material	Zinc die-cast
Housing color	Anthracite
Protection type (IP)	IP40
Impact resistance (IK)	≥ 3
Certification	WEEE, CE, ENEC
Insulation class	2
Supply	Centralised power supply systems
Monitoring	CoreCompact 24 (CC)
Bridging time	CPS



Battery	/
Operating mode	Standby circuit / permanent circuit
Input voltageAC	24 V
Power max.	2,8 W
Power DS	2,8 W
Power BS	0,4 W
Ambient temperature DS	-5 °C - 40 °C
Ambient temperature BS	-5 °C - 40 °C
Depth	80 mm
Width	334 mm
Height	196 mm
Weight	1.41
Weight incl. packaging	1.77
Connection cross-section	2.5 mm <sup>2</sup>
Switching input	No
Emergency light blocking	No
Battery connection	No
Luminous flux mains	165 lm
Luminous flux emergency	165 lm
Customs tariff number	94056180
EAN	4260682156556



## TECHNICAL DRAWING








## ACCESSORY LIST

AM-X-APA - Surface-mounted adapter AM/AX



## RELATED PRODUCTS

Art.-No.	Image	Monitoring	Supply	Color	Investment	Automatic log	Maintenance level	Remote maintenance	max. luminaires	Single luminaire monitoring
AMWA009ML		Central power supply (ML)	Central power supply	RAL 9003	€€€	Yes	low	Yes	1,920 per system	central
AMWA009ML-AZ		Central power supply (ML)	Central power supply	RAL 7016	€€€	Yes	low	Yes	1,920 per system	central
AMWA009ML-E		Central power supply (ML)	Central power supply	Edelstahl	€€€	Yes	low	Yes	1,920 per system	central
AMWA509CC		CoreCompact 24 (CC)	Central power supply	RAL 9003	€€	Yes	low	Yes		central
AMWA509CC-E		CoreCompact 24 (CC)	Central power supply	Edelstahl	€€	Yes	low	Yes		central

As of: 23.08.2024 - Subject to technical changes and errors.