



Art.-Nr: AMEP009ML-E

Exit sign Centralised power supply systems

CS_VALUE_MountingMethod.Deckeneinbau-Pendel, Central power supply (ML), CPS, 22 m, IP20, Zinc die-cast, Stainless steel

Modern zinc die-cast emergency exit sign luminaire with pendant for recessed mounting in the ceiling. With an installation diameter of 68 mm, this luminaire can be easily integrated into many environments. Escape and emergency routes can be identified on either one or two sides.

It is part of the A series luminaire family, which provides solutions for any mounting and has won the German Design Award for its uniform, straight-line design.

Control and monitoring via central power supply system. The innovative integrated lens holder with a rapid fitting fixture permits the flexible use of various lens types. Using the right lens allows the distribution of light to be matched perfectly to the application and simplifies illumination which satisfies all relevant standards. A round lens and hall lens are supplied with every luminaire, allowing it to be adapted perfectly to the respective mounting situation. Other lenses, such as a spotlight lens, beam lens or H lens, are available as options.



More information

www.rf-group.com/en/item/AMEP009ML-E



TECHNICAL DATA

Luminaire type	Exit sign
Mounting	CS_VALUE_MountingMethod.Deckeneinbau-Pendel
Recognition distance	22 m
Pictograph	Set
Illuminant	LED
Housing material	Zinc die-cast
Housing color	Stainless steel
Protection type (IP)	IP20
Impact resistance (IK)	≥ 3
Certification	WEEE, CE
Insulation class	2
Supply	Centralised power supply systems
Monitoring	Central power supply (ML)



Bridging time	CPS
Battery	/
Operating mode	single luminaire switching
Input voltage AC	230 V
Input frequency	50 / 60 Hz
Input voltage DC	216 V
Power max.	3,5 W
Power DS	3,5 W
Power BS	1,1 W
Ambient temperature DS	-20 °C - 40 °C
Ambient temperature BS	-20 °C - 40 °C
Depth	92 mm
Width	236 mm
Height	291 mm
Installation dimensions Diameter	68 mm
Weight	1.28
Weight incl. packaging	1.64
Connection cross-section	2.5 mm ²
Switching input	Yes
Emergency light blocking	No
Battery connection	No
Dimming function	Yes
Customs tariff number	94056180
EAN	4260581714253



TECHNICAL DRAWING






ACCESSORY LIST

AM-X-PKG -



RELATED PRODUCTS

Art.-No.	Image	Monitoring	Supply	Color	Investment	Automatic log	Maintenance level	Remote maintenance	max. luminaires	Single luminaire monitoring
AMEP009ML		Central power supply (ML)	Central power supply	RAL 9003	€€€	Yes	low	Yes	1,920 per system	central
AMEP009ML-AZ		Central power supply (ML)	Central power supply	RAL 7016	€€€	Yes	low	Yes	1,920 per system	central
AMCP509CC		CoreCompact 24 (CC)	Central power supply	RAL 9003	€€	Yes	low	Yes		central
AMCP509CC-AZ		CoreCompact 24 (CC)	Central power supply	RAL 7016	€€	Yes	low	Yes		central
AMCP509CC-E		CoreCompact 24 (CC)	Central power supply	Edelstahl	€€	Yes	low	Yes		central

As of: 21.10.2024 - Subject to technical changes and errors.