

RP-Technik GmbH
 Hermann-Staudinger Straße 10-16
 63110 Rodgau

Operator RP-Projektteam
 Telephone 06106 660280
 Fax
 e-Mail info@rp-group.com

RP-TECHNIK AMWT009ML-AZ ES/ER-Light wall-DUO, CBS + ML, pictoset / Data sheet emergency lighting

Luminaire: RP-TECHNIK AMWT009ML-AZ ES/ER-Light wall-DUO, CBS + ML, pictoset

Lamps: 1 x AMWT009ML-AZ

Colour rendering index:	80
Luminous flux:	100 lm
Correction Factor:	1.000
Emergency lighting factor:	1.00
Emergency lighting luminous flux:	100 lm
Light output ratio:	54.68
Light output ratio (lower hemisphere):	96.18
Light output ratio (upper hemisphere):	3.82






Glare valuation (Maximum luminous intensity [cd])

	C0	C90	C0 - C360
Gamma 60° - 90°	0.1	3.6	4.3
Gamma 0° - 180°	66.7	65.8	66.7



Distance table for even escape routes

Mounting Height [m]

					
2.50	0.87	3.12	3.13	4.81	1.99
3.00	1.02	3.42	3.44	5.23	2.12
3.50	1.15	3.64	3.64	5.58	2.22
4.00	1.27	3.91	3.88	5.85	2.26
4.50	1.37	4.07	4.05	6.06	2.24
5.00	1.44	4.26	4.09	6.22	2.12
5.50	1.50	4.24	4.09	6.30	1.91
6.00	1.44	4.23	4.00	6.30	1.61
6.50	1.29	4.36	3.89	6.19	1.24
7.00	0.91	4.43	3.58	5.96	0.72

The spacing table is based on the following parameters:

- Maintenance factor: 0.80
- Emergency lighting factor: 1.00
- Minimum illuminance on centre line: 1.00 lx
- Minimum illuminance on half of escape route width: 0.50 lx
- Diversity on the centre line max. 40 : 1
- Width of escape route: 2.00 m



