



**Flexi
click**

*with exchangeable
Lenses*

HIGHLIGHTS FOR MORE FLEXIBILITY AND SAFETY.

THE NEW EMERGENCY LUMINAIRES WITH EXCHANGEABLE LENSES.

TWO LUMINAIRE SERIES. TWO IMPROVEMENTS. A BIG PLUS IN FLEXIBILITY AND DURABILITY.

Innovative emergency and safety lighting made in Germany has a name: RP-Group. With progressive and well conceived solutions, we have been setting the trends on the market for years. The best examples of this are our emergency luminaires of the E and IL series, which, thanks to their discreet design and a wide range of variants, can be optimally adapted to the architecture and requirements of a wide variety of buildings.

The latest generation of these successful luminaires now comes as standard with two important innovations. All new E and IL luminaires are equipped with a flexible plug-in system for quick insertion of the appropriate lens. One corridor lens and one circular lens are already included in the scope of delivery of each luminaire; a spot lens, beam lenses, H- or WF-lenses can be ordered as options. An integrated lens holder with quick-mounting system enables flexible use of different lens types depending on the application.

The second big bonus for the self-contained versions: In all luminaires of the IL series and the surface-mounted versions of the EA series, robust and long-life LiFePo batteries replace the previous NiMH batteries. The new batteries thus offer twice the life time. That is why we now offer a full 5-year RP guarantee on the battery and luminaire.



ALL THE BENEFITS AT A GLANCE

- Modern emergency luminaires for a wide range of applications
- High flexibility of application thanks to pluggable lenses with quick-mounting system
- Light distribution optimally matched to application and specific requirements thanks to different lens types
- Reliable and energy-saving LED technology
- LiFePo battery with significantly longer service life compared to NiMH batteries (exception EE series)
- 5-year RP warranty on battery and luminaire (luminaires with LiFePo battery)
- All luminaires engineered in Germany
- Efficient stock-keeping due to reduction of variants



One corridor lens and one circular lens are already included in the scope of delivery of each luminaire for the E- and IL series, lens packages with spot and beam, H- or WF-lenses can be ordered separately.

Even with other safety lights with LED strip illuminant, the illumination can be optimally adapted to local requirements using the flexi-click lenses. For example, with luminaires from the PM, KWI and KB series. The luminaires with item numbers 021, 023, 028, 029, 421, 423, 428, 429, 529 are delivered as standard with a click-on corridor lens. The decisive advantage for the installer: the lens can be changed on site according to the lighting requirements.

EXCHANGEABLE LENSES FOR OPTIMUM LIGHT DISTRIBUTION.

In the comprehensive luminaire system from RP-Group, you will find the ideal emergency luminaire for every installation location, every installation situation and every operating concept. For optimum light distribution, four specific lenses are available per luminaire for a wide range of applications, which are inserted directly into the respective luminaire at the installation location by means of quick mounting. This facilitates and increases flexibility during installation.

In addition to the four lenses for the main areas of application (circular, corridor, spot, beam), two other lens types are available. With its elongated beam angle, the H lens is designed for use in long escape routes with ceiling heights well over 4 meters. The WF lens, on the other hand, is used in wall safety luminaires where an extended beam angle towards the middle of the corridor is required.



CIRCULAR LENS

Circular emitting lens for escape and rescue routes. Ideally suited for large open areas such as restaurants or conference rooms.

CORRIDOR LENS

Lens focused in two main directions for luminaire Luminaire spacing up to 24 metres. Fully illuminates long escape routes or corridors even with ceiling heights over 4 metres.

SPOT LENS

The spot lens ensures an even distribution of light in all directions. Suitable for ceiling heights well above 4 metres, such as in a production facility. Can also be used for open areas in hotels (operating time 8 hours).

BEAM LENS

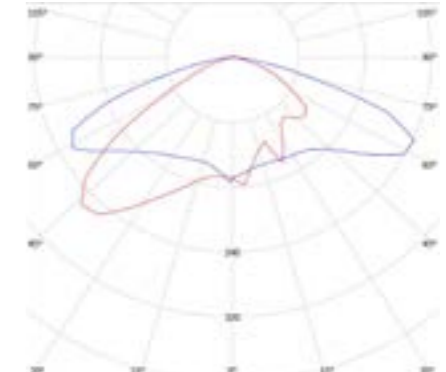

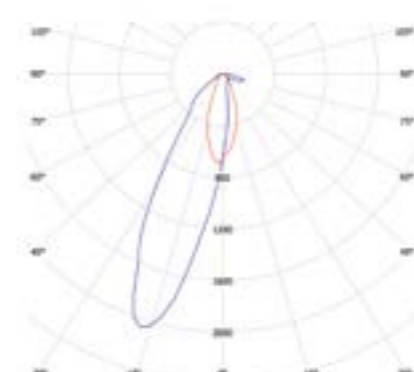
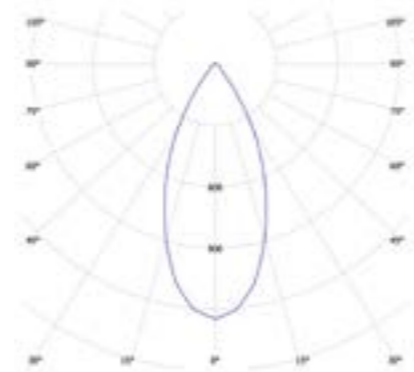

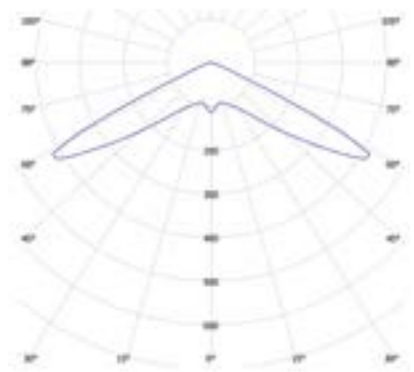





The beam lens is used for additional illumination of wall-mounted fire-fighting, reporting and first-aid equipment as well as escape and rescue plans with the normatively required luminous intensity of 5lx.

H-LENS

The H-lens is optimized for mounting height from 4 meters on. It directs the light in two main directions for the illumination of escape routes and corridors.

WF-LENS

The WF lens directs the light laterally towards the middle of the corridor in wall-mounted security luminaires. In low room heights, greater distances can be achieved than with ceiling-mounted lights.



IL-LUMINAIRES BY RP-GROUP. PREPARED FOR THE MOST DIVERSE REQUIREMENTS.



The IL LED emergency luminaire impresses with both its discreet design and its versatility. It is available as a self-contained luminaire or for connection to a central power supply system and can be optimally adapted to a wide range of requirements. Four different lenses are available for perfect adaptation to the respective mounting situation and desired light distribution. Corridor and circular lenses are already included in the scope of delivery.

All versions of the IL are available for ceiling surface-mounting or recessed mounting. The surface-mounted luminaire consists of only 2 parts, with the ceiling-mounted body containing the mains connection terminals. The actual luminaire is mounted without tools and is free of mains voltage when dismantled.

The status LED integrated in the lens does not interrupt the harmony of the discreet housing.

- Polycarbonate, white or black
- Ceiling mounted or recessed ceiling mounted
- Mounting heights 2m to 16m
- Operating temperature -5°C to +40°C (CPS-Version: -20°C to +40°C)
- For ILDx029: -20° to +30° C in IL-IP65 housing
- ILD: IP40; ILE: IP20
- Optionally available mounting frame for even more flexibility and reduced stock-keeping
- As version for central power supply system with dimming function to reduce glare



EE-LUMINAIRES BY RP-GROUP. ESPECIALLY FLEXIBLE IN INSTALLATION.




The EE recessed ceiling luminaire impresses with its unobtrusive design and excellent illumination according to DIN EN 60598-1, DIN EN 60598-22 and DIN EN 1838. It can be installed in conventional recessed ceilings as well as in conventional boxes and fire protection boxes.

The use of diffuser lenses and the powerful LED ERT technology ensure optimum light distribution and illumination of escape and rescue routes. The EE emergency luminaire is available with a round (EERx) or square cover (EEQx).

The status LED integrated in the lens does not interrupt the harmony of the discreet housing.

- Zinc die-cast housing
- Recessed ceiling mounting
- Mounting heights 2,50m to 10,50m (for version 039ML and Spot lens up to 22m)
- Operating temperature from -5° to +40°C
- IP20
- LED illuminant



EA-LUMINAIRES BY RP-GROUP. SIMPLY UNIVERSALLY APPLICABLE.



The EA LED emergency luminaire is the surface-mounted version of the EE luminaire. It consists of a universal, discreet ceiling-mounted housing made of die-cast zinc, which is designed to accommodate the IL luminaires. Using the IL luminaire as a base enables particularly compact stock-keeping. To facilitate installation, the housing can also be retrofitted.

- Zinc die-cast housing
- ceiling mounting
- Operating temperature from -5° to +40°C
- IP40
- LED illuminant



FOR RP ROFESSIONALS

RP-Group: Comprehensive solutions for emergency lighting.

Als führender Systemanbieter im Bereich Notbeleuchtung bieten wir Ihnen ganzheitliche Lösungen aus einer Hand – optimal abgestimmt auf Ihre Anforderungen und Ansprüche. Unser breites Produktportfolio enthält alles, was Sie für die Umsetzung anspruchsvoller Projekte brauchen. Viele unserer Produkte bieten wir Ihnen auch als anschlussfertige Komplettsysteme. Inklusive Unterstützung bei Planung, Montage und Inbetriebnahme.



Exit sign luminaires

Wide range of innovative exit sign luminaires for different requirements and demands: from OLED design luminaires and luminaires for dynamic escape route control to energy-saving universal luminaires and XXL luminaires for greater viewing distances.



Emergency luminaires

Comprehensive range of LED emergency luminaires for different installation situations. Some luminaires from our portfolio can also be used both for general lighting and as emergency luminaires.



Wireless Basic Emergency Lighting System

Smart emergency lighting solution with wireless control via Bluetooth Low Energy for small installations of up to 50 self-contained luminaires. Convenient central set-up and maintenance via Android or iOS device using the Wireless Basic app.



Wireless Professional Emergency Lighting System

Powerful smart emergency lighting system with radio monitoring for larger installations with up to 1,000 or more self-contained luminaires. Signal transmission on the Europe-wide approved frequency 868 MHz, also suitable for sensitive areas such as hospitals and retirement homes.



Central power supply systems

Battery-supported central power supply systems for up to 50,000 emergency and safety luminaires. Low-power systems for smaller projects or individual fire compartments, more powerful systems for large buildings and up to 96 mains circuits. Designed, manufactured and tested according to European and national standards.

RP-Technik GmbH
PART OF RP-GROUP

Head Office/Production
Hermann-Staudinger-Str. 10 - 16
63110 Rodgau

Fon +49 6106 660 28-0
E-Mail info@rp-group.com

RP GROUP
SOLUTIONS IN SAFETY + LIGHTING

www.rp-group.com