


Assembly Instruktion MidiControl



documentation version 1.0, status: 17.03.2022_HMU
subject to technical and editorial changes

1 General notes

Thanks for purchasing the MidiControl safety lighting system. These instructions describe the installation of the MidiControl safety lighting system and help you to connect it quickly.

2 Process steps for the mounting of the plant



WARNING!

Possible injury due to objects falling over or down. Crushing or compression possible. When handling the electrical enclosure, ensure safe working procedures.



WARNING!

Possible injury from lifting heavy or awkward objects. Crushing or distortion possible. Electronic housing with mounting plate and transformers shall only be moved by two persons together.

1. Put the electronic housing on the battery cabinet and screw it.




Figure 1: electronic housing on the battery cabinet

- 1 electronic cabinet
- 2 Battery cabinet

Assambly Instruction MidiControl

2. Lead the PE-conductor (protective conductor) from the electronic housing through the cable gland into the battery cabinet and plug it onto the plug-in lug provided for this purpose.




Figure 2: PE-protective conductor and cable bushing

- 1 cable bushing
- 2 PE-protective conductor
- 3 Blade connector




Figure 3: plug in flag

- 1 plug in flag

3. Feed the connection cable from the temperature sensor of the battery cabinet into the electronic cabinet and connect it to the two terminals to the left of the battery connection.



Figure 4: temperature sensor




Figure 5: Temperature sensor cable

- 1 Cable temperature sensor clamped

4. Clip the battery fuse monitoring cable and the battery connection cable onto the battery connection as shown.




Figure 1: Clip-on cable for battery safety monitoring and battery connection cable

- 1 battery connection cable
- 2 battery safety monitoring

© Modifications to this document are prohibited. The manufacturer accepts no liability for any physical injury or damage to property that may result.