

RP-Technik GmbH
 Hermann-Staudinger-Straße 10-16
 63110 Rodgau

Operator RP Projektteam
 Telephone 06106 660280
 Fax
 e-Mail info@rp-group.com

RP-TECHNIK WER529CC ER-Light w-recessed/oval, CC24, 1ERT-LED 24V / Data sheet emergency lighting

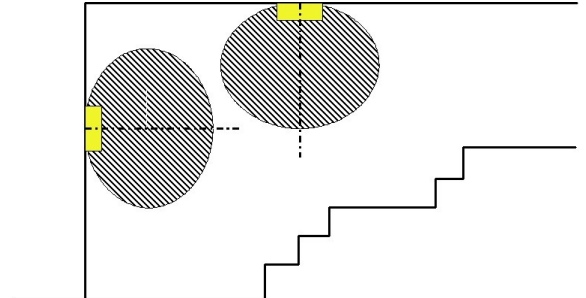
Luminaire: RP-TECHNIK WER529CC ER-Light w-recessed/oval, CC24, 1ERT-LED 24V

Lamps: 1 x WER529CC

Colour rendering index:	70
Luminous flux:	140 lm
Correction Factor:	1.000
Emergency lighting factor:	1.00
Emergency lighting luminous flux:	140 lm
Light output ratio:	77.86
Light output ratio (lower hemisphere):	96.40
Light output ratio (upper hemisphere):	3.60






Glare valuation (Maximum luminous intensity [cd])

	C0	C90	C0 - C360
Gamma 60° - 90°	2.4	0.2	67.1
Gamma 0° - 180°	4.0	3.7	67.1



Distance table for even escape routes

Mounting Height [m]

					
2.50	0.00	0.00	0.00	5.05	0.00
3.00	0.00	0.00	0.00	0.00	0.00
3.50	0.00	0.00	0.00	0.00	0.00
4.00	0.00	0.00	0.00	0.00	0.00
4.50	0.00	0.00	0.00	0.00	0.00
5.00	0.00	0.00	0.00	0.00	0.00
5.50	0.00	0.00	0.00	0.00	0.00
6.00	0.00	0.00	0.00	0.00	0.00
6.50	0.00	0.00	0.00	0.00	0.00
7.00	0.00	0.00	0.00	0.00	0.00

The spacing table is based on the following parameters:

- Maintenance factor: 0.80
- Emergency lighting factor: 1.00
- Minimum illuminance on centre line: 1.00 lx
- Minimum illuminance on half of escape route width: 0.50 lx
- Diversity on the centre line max. 40 : 1
- Width of escape route: 2.00 m

