

RP-Technik GmbH
 Hermann-Staudinger Straße 10-16
 63110 Rodgau

Operator RP Projektteam
 Telephone 06106 660280
 Fax
 e-Mail info@rp-group.com

RP-TECHNIK ILDL423WL - Rund ER-Light ceiling/lense sytem, SB + WL/3h / Data sheet emergency lighting

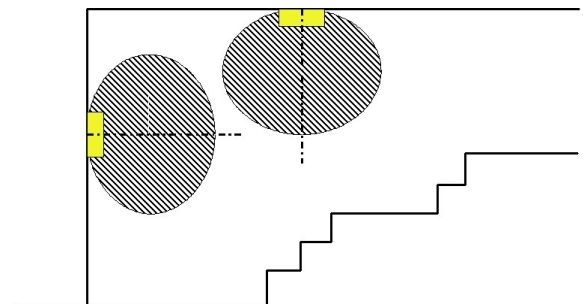
Luminaire: RP-TECHNIK ILDL423WL - Rund ER-Light ceiling/lense sytem, SB + WL/3h

Lamps: 1 x ILDL423WL - Rund

Colour rendering index:	70
Luminous flux:	250 lm
Correction Factor:	1.000
Emergency lighting factor:	1.00
Emergency lighting luminous flux:	250 lm
Light output ratio:	86.60
Light output ratio (lower hemisphere):	99.11
Light output ratio (upper hemisphere):	0.89






Glare valuation (Maximum luminous intensity [cd])

	C0	C90	C0 - C360
Gamma 60° - 90°	104.5	104.5	104.5
Gamma 0° - 180°	104.5	104.5	104.5



Distance table for even escape routes

Mounting Height [m]

					
2.50	4.76	10.21	10.21	10.21	4.76
3.00	5.36	11.85	11.85	11.85	5.36
3.50	5.62	13.38	13.38	13.38	5.62
4.00	1.94	12.17	12.17	12.17	1.94
4.50	0.44	10.23	10.23	10.23	0.44
5.00	0.00	10.30	10.30	10.30	0.00
5.50	0.00	9.54	9.54	9.54	0.00
6.00	0.00	2.11	2.11	2.11	0.00
6.50	0.00	0.77	0.77	0.77	0.00
7.00	0.00	0.00	0.00	0.00	0.00

The spacing table is based on the following parameters:

- Maintenance factor: 0.80
- Emergency lighting factor: 1.00
- Minimum illuminance on centre line: 1.00 lx
- Minimum illuminance on half of escape route width: 0.50 lx
- Diversity on the centre line max. 40 : 1
- Width of escape route: 2.00 m



