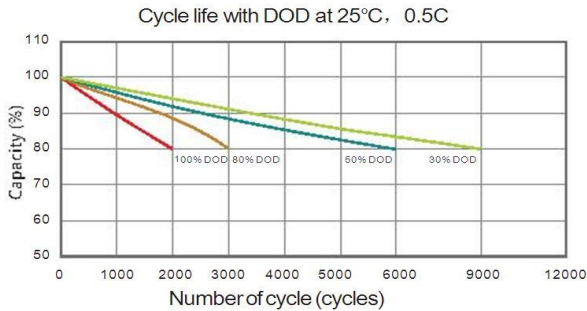


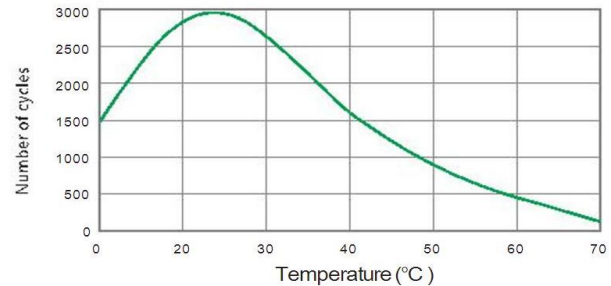
RPower LFP24300

(25.6V 30Ah LiFePO4 Battery)

Number of Cycles vs. DOD



Cycle Life in Relation to Temperature

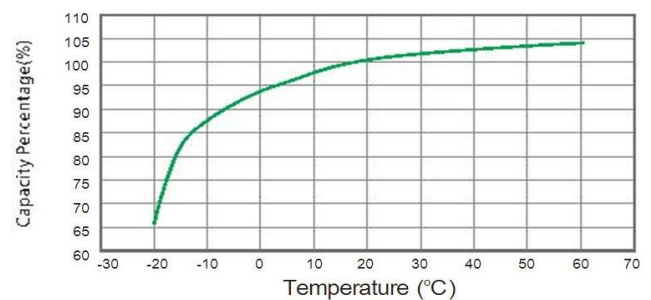


Specifications

Nominal Voltage	25.6V	
Nominal Capacity	30Ah	
Specific Energy	768Wh	
Dimensions (±2mm)	Length	229mm (9.02inch)
	Width	138mm (5.43inch)
	Height	208mm (8.19inch)
	Total Height	213mm (8.39inch)
Approx. Weight (±5%)	7.30kg (16.09lbs)	
Terminal	M6	
Internal resistance	≤30mΩ@100%SOC	
Voltage window	21.60 to 29.20V	
Max. continuous charge current	30A	
Max. continuous discharge current	30A	
Peak discharge current	70A (10sec.)	
Recommended charge current	15A	
Recommended discharge current	15A	
Charge current cut-off	0.9A	
Cycle life	≥2.000 Cycles	
Operating temperature	Charge	10°C to 45°C
	Discharge	-20°C to 55°C
Storage temperature	20°C to 30°C	
Storage duration	12 months at 25°C	
Case material	ABS	
Cell type chemistry	Cylindrical LiFePO4	
Max. series connection*	1 (Battery)	
Max. parallel connection*	4 (Batteries)	

*series and parallel connection at the same time is not possible

Temperature Effects on Capacity



BMS Characteristics

Primary charging protection	Current: 30-45A
	Delay time: 15±2S
Secondary charging protection	Current: ≥45A
	Delay time: ≤3S
Primary discharging protection	Current: 35-70A
	Delay time: 15±2S
Secondary discharging protection	Current: >70A
	Delay time: ≤3S
Over-charge voltage protection	Voltage: >29.6±0.2V
	Delay time: ≤3S
Over-discharge voltage protection	Voltage: <19.2V±0.2V
	Delay time: ≤3S
High Temperature Protection	Charging: 65±3°C; Recover: 60±3°C
	Discharging: 65±3°C; Recover: 60±3°C
Low Temperature Protection	Charging: 0±3°C; Recover: 3±3°C
	Discharging: -20±3°C; Recover: -15±3°C

Constant Current Discharge Data (Ampere / Battery, 25°C)

Cut-off voltage (21.6V)	1h	2h	3h	5h	10h
	30A	15A	10A	6A	3A

Constant Power Discharge Data (Watt / Battery, 25°C)

Cut-off voltage (21.6V)	1h	2h	3h	5h	10h
	--	348W	233W	140.4W	70.8W